

FLUKE®

70

1948-2018
Years of innovation

RETAIL PRODUCTS CATALOG 2020-2021



Totally Affordable. Totally Fluke.

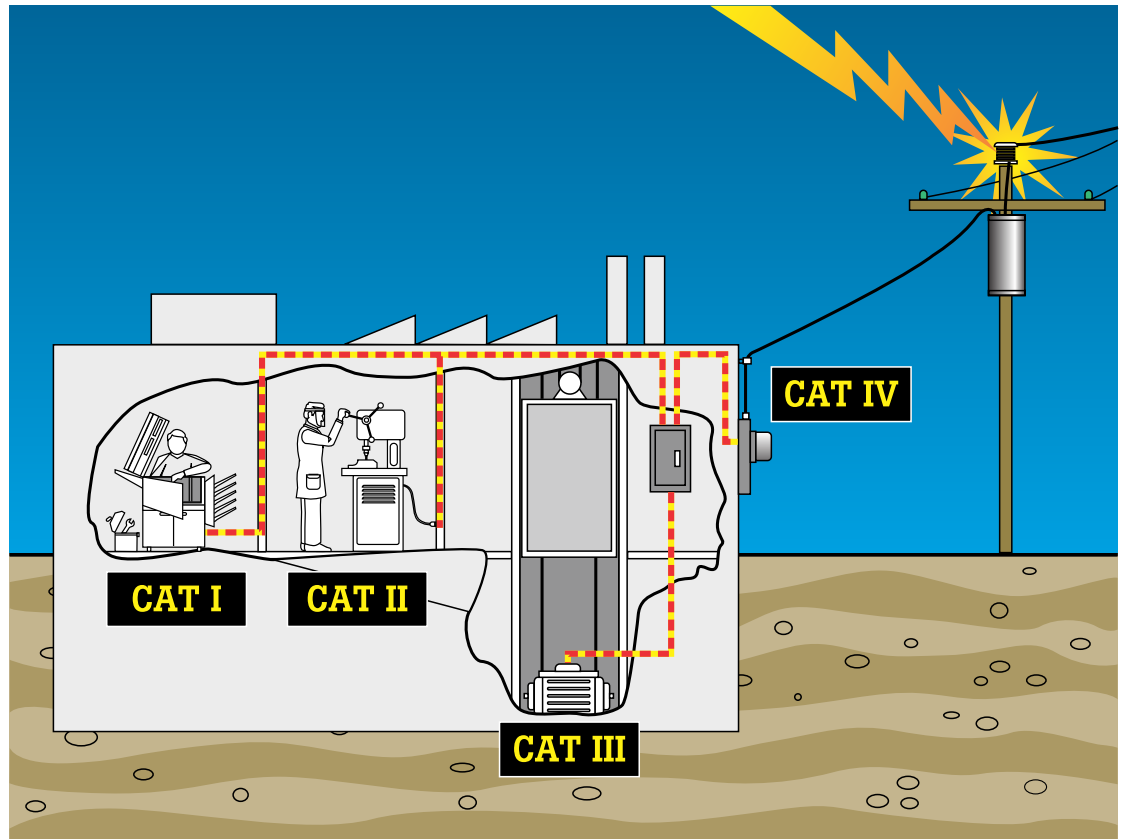
Digital multimeters | Clamp meters | Insulation testers | Earth ground testers |
Pocket thermal imagers | Infrared thermometers | Electrical testers | Accessories

Understanding Safety Categories

Work safety

At Fluke Corporation, your safety is our top priority. This free, self-paced, online course describes the electrical dangers you may face in the workplace, the safety standards to protect you and the best practices involved with test tool safety.

Making a mistake while working on a high-energy electrical system can deliver a deadly blow to anyone who fails to take the right safety precautions. That's why, at Fluke Corporation, your safety is our top priority.



Overvoltage category	In brief	Examples
CAT IV	Three-phase at utility connection, any outdoor conductors	<ul style="list-style-type: none"> Refers to the “origin of installation,” i.e., where low-voltage connection is made to utility power Electricity meters, primary overcurrent protection equipment Outside and service entrance, service drop from pole to building, run between meter and panel Overhead line to detached building, underground line to well pump
CAT III	Three-phase distribution, including single-phase commercial lighting	<ul style="list-style-type: none"> Equipment in fixed installations, such as switchgear and polyphase motors Bus and feeder in industrial plants Feeders and short branch circuits, distribution panel devices Lighting systems in larger buildings Appliance outlets with short connections to service entrance
CAT II	Single-phase receptacle connected loads	<ul style="list-style-type: none"> Appliance, portable tools, and other household and similar loads Outlet and long branch circuits <ul style="list-style-type: none"> Outlets at more than 10 meters (30 feet) from CAT III source Outlets at more that 20 meters (60 feet) from CAT IV source
CAT I	Electronic	<ul style="list-style-type: none"> Protected electronic equipment Equipment connected to (source) circuits in which measures are taken to limit transient overvoltages to an appropriately low level Any high-voltage, low-energy source derived from a high-winding resistance transformer, such as the high-voltage section of a copier

Table 1. Overvoltage installation categories. IEC 1010 applies to low-voltage (< 1000 V) test equipment.

Table of contents

- Understanding Safety Categories 02
- Table of contents 03
- What is True-RMS and Why it is Important? 04
- Digital Multimeter selection guide 05
- Digital Multimeters 06
- Clamp Meter selection guide 10
- Clamp Meters 11
- 1AC II / 2AC VoltAlert™ LVD2 Volt Light 14
- Insulation Resistance Testers 15
- Phase Rotation Indicator 16
- Infrared Thermometer 17
- Pocket Thermal Camera 21
- Earth Ground Tester / Fluke RLD2 22
- Laser Distance Meters 23
- Laser Level Meters 24
- Vane Anemometer 25
- Tachometer 26
- Light Meter 27
- Sound Meter 28
- Amprobe** 29
 - AMB50 5kV Insulation Tester 29
 - TACH-10 Combo Tachometers 30
 - LGR55A Inductance 30
 - TMA5 Mini Vane Anemometer 31
 - TH-1 Humidity Meter 31
 - MT-10 Moisture Meter 32
 - TMD-50 Thermometer 32
 - LM-100 Light Meter 33
 - LM-200LED Light Meter 33
 - SM-10 Sound Meter 34
 - SOLAR-100 Power Meter 34
 - BAT-200 & BAT-250 Battery Tester 35
 - BT-120 & BT-250 Breaker Tracer 36
- Accessories 37
- Fluke Retail Network 38
- Fluke After Sales Service Network 39

What is True-RMS and Why it is Important?

True-RMS is a precise technique of measuring the RMS value of a signal. This measurement is very vital since most of the electrical equipment will be designed for this value as they are vulnerable to heat dissipation.

“RMS” stands for root-mean square. It comes from a mathematical formula that calculates the “effective” value (or heating value) of any AC wave shape. In electrical terms, the AC rms value is equivalent to the DC heating value of a particular waveform voltage or current. For example, if a resistive heating element in an electric furnace is rated at 15 kW of heat at 240 V AC rms, then we would get the same amount of heat if we applied 240 V of DC instead of AC. Electrical power system components such as fuses, bus bars, conductors, and thermal elements of circuit breakers are rated in rms current because their main limitation has to do with heat dissipation. If we need to check an electrical circuit for overloading, we have to measure the rms current and compare the measured value to the rated value for the component in question.

The average responding measuring instrument works for pure sine waves, hence suitable for general purpose measurement work in residential & commercial applications. For industrial applications, (where a waveform is distorted by nonlinear loads such as variable speed drives or computers), we should use true rms instruments for accurate readings. The table below gives some examples of the way the two different types of meters respond to different wave shapes.

"If a DMM / Clamp is labeled and specified to respond to the true-rms value of current, it means that the instrument's internal circuit calculates the heating value according to the rms formula. Certain low-cost current clamps which don't have true rms circuitry, use a short cut method to find the rms value. These meters are specified to be "average responding-rms indicating." These meters capture the rectified average of an AC waveform and scale the number by 1.1 to calculate the rms value. In other words, the value they display is not a true value, but rather is a calculated value based on an assumption about the wave shape."



Multimeter type	Response to sine wave	Response to square wave	Response to single phase diode rectifier	Response to three phase diode rectifier
Average responding	Correct	10% high	40% low	5-30% low
True-rms	Correct	Correct	Correct	Correct

Digital Multimeter selection guide

Pick the right digital multimeter for you		Average Responding DMM				True RMS DMM	
Model	Fluke 101	Fluke 101+	Fluke 106	Fluke 107	Fluke 158+	Fluke 178+	Fluke 115
							
Basic features							
Counts	6000	6000	6000	6000	4000	4000	6000
True RMS / AVG responding	AVG	AVG	AVG	AVG	AVG	AVG	True RMS
Measurements							
DC	600V	600V	600V	600V	1000V	1000V	600V
Accuracy	±0.5% + 3 digit	±0.5% + 3 digit	±0.5% + 3 digit	±0.5% 3 digit	±0.5% + 3 digit	±0.5% + 3 digit	±0.5% + 2 digit
AC	600V	600V	600V	600V	1000V	1000V	600V
Accuracy	±1.0% + 3 digit	±1.0% + 3 digit	±1.0% + 3 digit	±1.0% + 3 digit	±1.0% + 3 digit	±1.0% + 3 digit	±0.1% + 3 digit
DC	-	-	10A	10A	10A	10A	10A
Accuracy	-	-	±1.5% + 3 digit	±1.5% + 3 digit	±1.5% + 3 digit	±1.5% + 3 digit	±1% + 3 digit
AC	-	-	10A	10A	10A	10A	10A
Accuracy	-	-	±1.5% + 3 digit	±1.5% + 3 digit	±1.5% + 3 digit	±1.5% + 3 digit	±1.5% + 3 digit
Resistance	40 MΩ	40 MΩ	40 MΩ	40 MΩ	40 MΩ	40 MΩ	40 MΩ
Accuracy	±1.5% + 3 digit	±1.5% + 3 digit	±1.5% + 3 digit	±1.5% + 3 digit	±1.5% + 3 digit	±1.5% + 3 digit	±0.9% + 1 digit
Capacitance	100 μF	100 μF	1000 μF	1000 μF	1000 μF	1000 μF	10 mF
Accuracy	-	-	±0.5% + 5 digit	±0.5% + 5 digit	±0.5% + 5 digit	±5% + 5 digit	±1.9% + 2 digit
Frequency	100 kHz	100 kHz	-	100 kHz	-	100 kHz	50 kHz
Accuracy	-	-	-	±0.1% + 3 digit	-	±0.1% + 3 digit	±0.1% + 2 digit
Temperature	-	-	-	-	-	-55°C to +400°C	-
Accuracy	-	-	-	-	-	±2% + 1°C	-
Other features							
Continuity check with beeper	Yes	Yes	Yes	Yes	Yes	Yes	Yes
Min / Max / Avg recording	-	-	-	-	Min/Max	Min/Max	Yes
Data hold	Yes	Yes	Yes	Yes	Yes	Yes	Yes
Diode test	Yes	Yes	-	Yes	Yes	Yes	Yes
Low battery indication	Yes	Yes	Yes	Yes	Yes	Yes	Yes
Auto power off	Yes	Yes	Yes	Yes	Yes	Yes	Yes
Auto / manual ranging	-	-	-	-	Yes	Yes	Yes
Safety & Warranty							
Safety rating (EN61010)	CAT III	600V	600V	600V	600V	600V	600V
Warranty	Years	1 Year	1 Year	1 Year	1 Year	1 Year	3 Years

Digital Multimeters



Fluke 101

Fluke 101 and 101+ Digital Multimeter

Product highlights

- CAT III 600 V safety rated
- AC/DC Voltage, Resistance, Capacitance, Frequency measurement
- Basic DC accuracy $\pm 0.5\%$
- 6000 counts
- Diode and continuity test with buzzer
- Small lightweight design - easy to carry in pocket
- Rugged, reliable, accurate readings
- Long battery life with auto power OFF
- Statement of calibration practices included
- 1 year Fluke India warranty

Ordering information

FLUKE-101 Digital Multimeter

FLUKE-101+ Digital Multimeter (with smart strap)

Included accessories

- TL75 Test leads
- 2 AAA Batteries [installed]
- User manual
- Statement of calibration practices included
- Smart Strap (with Fluke 101+ only)



Fluke 101+



MY FIRST FLUKE

Fits easily in shirt pocket

Designed for basic electrical tests, the Fluke 101 digital multimeter offers reliable measurements for residential / commercial electricians and heating and air conditioning technicians. This small light weight multimeter fits comfortably in your hand but is rugged enough to withstand daily use for years to come. When it comes to professional -grade affordable multimeters, Fluke 101 digital multimeter is your best choice.



Digital Multimeters



Fluke 106

Fluke 106 & 107 Palm - Sized Digital Multimeters

Product highlights

- CAT III 600 V safety rated
- 6000 counts
- Basic DC accuracy $\pm 0.5\%$
- AC/DC current, AC/DC Voltage, Resistance, Capacitance, Frequency (107 only) measurement
- Diode (107 only) and continuity test with buzzer
- Large easy to read backlit display (107 only)
- Small lightweight design - easy to carry in pocket
- Rugged, Reliable, Accurate readings
- Long battery life with auto power OFF
- Statement of calibration practices included

Ordering information

FLUKE-106 Digital Multimeter

FLUKE-107 Digital Multimeter

Included accessories

- TL 75 Test leads
- 2 AAA Batteries [installed]
- Users manual
- Statement of calibration practices included
- 1 year Fluke India warranty



Fluke 107

Put measurements
in the palm of your hand



The Fluke 106 and 107 are compact, easy to use tools. These are palm-seized digital multimeters deliver safe, reliable measurements time after time. The Fluke 106 and 107 are great products made to fit the way you work! These are the only Fluke digital multimeters designed to fit in the palm of your hand and go with you no matter where your job takes you.

Carry Case C10X

for Fluke 101, 101+, 106, 107



Optional accessory

Digital Multimeters

Fluke 15B+ & 17B+ Digital Multimeters

The Fluke 15B+ and 17B+ digital multimeters are compact, easy to use tools that deliver safe, reliable measurements.

The right tools for the job

Your job requires that you have a rugged, reliable and accurate digital multimeter. The new Fluke 15B+ and 17B+ offer everything you need.

Product highlights

- CAT III 600 V safety rating
- 50 % bigger display with bright white backlight
- Over-voltage indicator (17B+)
- Frequency and temperature measurement (17B+)
- Voltage, resistance, continuity, capacitance
- Input terminal for ac and dc current measurements to 10 A current
- Diode test, data hold



Fluke 17B+

Fluke 15B+



General specifications

Maximum voltage between any terminal and earth ground	1000 V
Display (LCD)	4000 counts, updates 3/sec
Battery type	2 AA, NEDA 15 A, IEC LR6
Battery life	500 hours minimum (50 hours in LED Test mode without load. The hours with load depends on the type of LED under test.)
Temperature	Operating: 0 °C to 40 °C; Storage: -30 °C to 60 °C
Relative humidity	Operating humidity: ≤ 90 % RH at 10 °C to 30 °C; ≤ 75 % RH at 30 °C to 40 °C; non-condensing (<10 °C)
Operating humidity, 40 MΩ range	≤ 80 % RH at 10 °C to 30 °C; ≤ 70 % RH at 30 °C to 40 °C
Altitude	Operating: 2000 m; Storage: 12,000 m
Temperature coefficient	0.1 X (specified accuracy) /°C (<18 °C or >28 °C)
Fuse protection for current inputs	440 mA, 1000 V fast fuse, Fluke specified part only. 11 A, 1000 V fast fuse, Fluke specified part only
Size (HxWxL)	183 mm x 91 mm x 49.5 mm
Weight	455 g
IP rating	IP40
Safety	IEC 61010-1, IEC61010-2-030 CAT III 600 V, CAT II 1000 V, Pollution Degree 2
Electromagnetic environment	IEC 61326-1: Portable

Class A Equipment (Industrial Broadcasting & Communication Equipment)

¹This product meets requirements for industrial (Class A) electromagnetic wave equipment and seller or user should take notice of it. This equipment is intended for use in business environments and is not to be used in homes.

Digital Multimeters

Fluke 115 True RMS Digital Multimeter

Compact and easy to use 6000 count True RMS DMM, perfect for general purpose electrical & electronics troubleshooting



Fluke 115

Product highlights

- CAT III 600 V safety rated
- 6000 Count True RMS measurements
- AC/DC Current, AC/DC Voltage, Resistance, Frequency, Capacitance Measurements
- Diode & continuity test with buzzer
- Min/Max/Average to record signal fluctuations
- Large white LED backlight to work in poorly lit areas
- Long battery life with auto power off
- Statement of calibration practices included
- 3 years Fluke India warranty



Compact true-rms meter for field service technicians

The Fluke 115 is the solution for a wide variety of electrical and electronic testing applications. This true-rms meter provides easy one-handed operation in a compact package.



Specifications

Maximum voltage between any terminal and earth ground	600 V
Surge protection	6 kV peak per IEC 61010-1 600 V CAT III, Pollution Degree 2
Fuse for A input	11 A, 1000 V FAST Fuse (Fluke PN 803293)
Display	Digital: 6,000 counts, updates 4/sec
Bar graph	33 segments, updates 32/sec
Operating temperature	-10 °C to + 50 °C
Storage temperature	-40 °C to + 60 °C
Battery	9 volt Alkaline, NEDA 1604A/ IEC 6LR61
Battery life	400 hours typical, without backlight

Clamp Meter selection guide

		Average Responding Clamp Meter				True RMS Clamp Meter			
Model		Fluke 362	Fluke 302+	Fluke 303	Fluke 305	Fluke 317	Fluke 319	Fluke 374 FC	
Measurements									
Avg/ True RMS		AVG	AVG	AVG	AVG	True RMS	True RMS	True RMS	True RMS
DC		200A	-	-	-	600A	1000A	600A	600A
Accuracy		±2% + 5 counts	-	-	-	±1.5% + 5 counts	±1.5% + 5 counts	±2% + 5 counts	±2% + 5 counts
AC		200A	400A	600A	999A	600A	1000A	600A	600A
Accuracy		±2% + 5 counts	±1.8% + 5 counts	±1.8% + 5 counts	±1.5% + 5 counts	±1.5% + 5 counts	±1.5% + 5 counts	±2% + 5 counts	±2% + 5 counts
DC		600V	600V	600V	600V	600V	600V	600V	600V
Accuracy		±1% + 5 counts	±1% + 5 counts	±1% + 5 counts	±1% + 5 counts	±1% + 5 counts	±1% + 5 counts	±1% + 5 counts	±1% + 5 counts
AC		600V	600V	600V	600V	600V	600V	600V	600V
Accuracy		±1.5% + 5 counts	±1.5% + 5 counts	±1.5% + 5 counts	±1.5% + 5 counts	±1.5% + 5 counts	±1.5% + 5 counts	±1.5% + 5 counts	±1.5% + 5 counts
Resistance		3000Ω	4000Ω	4000Ω	4000Ω	4000Ω	4000Ω	6000Ω	6000Ω
Capacitance measurement		-	-	-	-	-	-	1000µf	-
Frequency measurement		-	-	-	-	-	Yes	-	-
Inrush current measurement		-	-	-	-	-	Yes	Yes	Yes
i-Flex accessory		-	-	-	-	-	-	-	Yes(optional)
Other features									
Continuity check		Yes	Yes	Yes	Yes	Yes	Yes	Yes	Yes
Min / Max		-	-	-	-	Yes	Yes	Yes	Yes
Data hold		Yes	Yes	Yes	Yes	Yes	Yes	Yes	Yes
Backlight		No	Yes	Yes	Yes	Yes	Yes	Yes	Yes
Jaw open		18mm	30mm	30mm	30mm	37mm	37mm	34mm	34mm
Safety & Warranty									
Safety rating		CAT III	600V	600V	600V	600V	600V	1000V	1000V
Warranty		Years	2 Years	2 Years	2 Years	1 Year	1 Year	3 Years	3 Years

Clamp Meters

Fluke 362 Clamp Meter 200A AC / DC Clamp Meter

Ready to go wherever your work takes you



Fluke 362

Product highlights

- CAT III 600V safety rating
- 200 A AC and DC current measurement
- 600VAC and DC voltage measurement
- 3000 Ω resistance range with continuity check
- Zero function allows the display to be cleared for DC measurements
- Data hold function
- 18 mm triangular jaw allows for easy measurement in tight places
- Large, easy-to-read display for easy viewing
- Thin, light, compact body design for one-hand operation
- Statement of calibration practices included
- 2 years Fluke India warranty



The new Fluke 362 Clamp Meter is designed to fit easily in your pocket. The small 18 mm triangular jaw allows access into tight places where other clamp meters can't reach, while providing the accuracy you can trust from a Fluke tool. This durable clamp meter is a must-have for basic clamp measurements.

Carry case for Fluke 362



C30X
Optional accessory

Ordering information Fluke 362 Clamp Meter

Included accessories

- Clamp meter
- TL 75 test lead set
- Two AAA batteries (installed)
- User manual
- Statement of calibration practices included

General specifications	
Size (LxWxH)	205 mm × 60 mm × 22 mm
Jaw opening	18 mm
Weight	196 g
Safety rating	CAT III 600 V
Warranty	2 years

Clamp Meters



Fluke 302+, 303 & 305



**Carry case C30x
for Fluke 302+, 303 & 305**
Optional accessory

Fluke 302+, 303 and 305 Digital Clamp Meters

come with all the rugged, reliable and accurate features you have come to trust, in a small, ergonomic design. The innovative body design offers a more compact tool to meet your needs. With features of AC current measurements upto 1000 A (305) a large 30 mm jaw opening and CAT III 600 V safety rating, you get an easy-to-use tool that handles your everyday electrical maintenance needs.

Product highlights

- CAT IV 300 V / CAT III 600 V safety rated
- 1000 A AC current measurement (305)
- 600 A AC current measurement (303)
- 400 A AC current measurement (302+)
- 30 mm jaw size for multiple applications
- Resistance range upto 4kΩ
- Slim, ergonomic design is easy to carry and simple to use
- Easy to read backlight display
- Statement of calibration practices included
- 2 years Fluke India warranty

Fluke 317 & 319 True RMS Clamp Meters

Accurate. Rugged. Safe.

Unique, portable True RMS precision clamp meters. The new Fluke 317 & 319 are designed based on detailed research into the requirements of electrical engineers. These clamps are powerful tools for the daily maintenance and installation of electrical machinery.

Product highlights

- 1000A AC/DC current measurement (319)
- 600A AC/DC current measurement (317)
- Unique 40 A low frequency measurements capability with 0.01 A resolution
- Frequency & Inrush current measurement (319)
- Additional measurement of resistance and continuity check feature
- Data hold features with large, easy to read backlight display
- Statement of calibration practices included
- 1 year Fluke India warranty



Fluke 317



Fluke 319

Clamp Meters



Fluke 374 FC True-RMS AC/DC Clamp Meter

This clamp meter offers advanced troubleshooting performance and is now part of the Fluke Connect family of wireless test tools.



General specifications

Jaw Opening	1.33" (34mm)
Max Wire Size	750 MCM
Current Range AC (RMS)	0 - 600 A
Accuracy AC Current (50/60Hz)	2% +/- 5 counts
AC Response	True-rms
Current Range DC	0 - 600 A
Accuracy DC current	2% +/- 5 counts
Voltage Range AC	0 - 600 V
Accuracy AC Voltage	1.5% +/- 5 counts
Voltage Range DC	0 - 600 V
Accuracy DC Voltage	1% +/- 5 counts
Resistance Range	0 - 6000 Ω
Mechanical, Environmental and Safety Ratings (Category Ratings)	600 V CAT IV 1000 V CAT III

The Fluke 374 FC is part of the Fluke Connect family of wireless test tools. Now you can:


Product highlights

- Trend measurements and pinpoint intermittent faults by connecting your meter to your phone via Fluke Connect® Measurements app
- Transmit results wirelessly via Fluke Connect® Measurements app
- Create and send reports right from the field
- Stay safely away from the arc flash zone through Bluetooth connectivity to Apple and Android devices
- Proprietary inrush measurement technology to filter out noise and capture motor starting current exactly as the circuit protection sees it
- Ergonomic design fits in your hand and can be used while wearing personal protective equipment
- Large, easy to read backlight display automatically sets the correct measurement range so you do not need to change the switch positions while taking a measurement



*iFlex™ i2500-18, sold as accessory

1AC II / 2AC VoltAlert™ LVD2 Volt Light



1AC II VoltAlert™

The Fluke VoltAlert AC voltage detector is very easy to use – just touch the tip to a terminal strip, outlet or cord. When the tip glows red and the unit beeps, you know there is voltage on the line.

- It continually tests its battery and its circuit integrity with a periodic double flash visual indication
- Highest safety rating: CAT IV 1000V
- Detects voltage without metallic contact
- 2 years warranty

2AC VoltAlert™

2AC is the latest addition to the VoltAlert™ ac non-contact voltage tester family from Fluke and is designed to be pocket-sized and easy to use. The 2AC tests for energized circuits and defective grounds, whether it's for an electrician on the factory floor or the do-it-yourselfer around the house. The tip of the pocket-sized tester will glow red when within close proximity of an outlet, terminal strip or power cord where voltage is present.

- Voltage detection from 90 to 1000 V AC, suitable for a wide range of residential, commercial and industrial needs
- NEW! Always on, using special low power circuitry to sustain battery life and ensure your 2AC is always ready
- NEW! Innovative 'Battery Check' button function ensures battery is in good condition
- Category IV – 1000 V over voltage rated product for best in class user protection
- Integrated clip design, optimized for pocket storage
- Powered by 2 x AAA batteries (included)
- Fluke ruggedness and reliability
- 2 years warranty



LVD2 Volt Light

Combines bright light and voltage detection in one pen style design

- Dual sensitivity
- Detects voltage from 90 V to 600 V AC
- Blue light means you're close
- Red light means you're at the source
- Rated to CAT IV 600 V



T+PRO Electrical Tester

Safer than traditional solenoid testers and fully compliant with NFPA 70E












The Fluke T+PRO testers have all the advantages of the traditional solenoid testers, with none of the typical drawbacks. Use all 3 voltage detection methods - light, sound and vibration to work more efficiently in noisy environments, dimly lit areas or tight spaces. Built-in flashlight, GFCI (Ground-Fault Circuit Interrupter) trip capability and the legendary ruggedness you expect from Fluke make these an excellent choice for most residential, commercial and industrial applications.

The Fluke T+PRO is the choice for the demanding commercial and industrial electricians. The full-featured electrical tester includes voltage and continuity measurement, a Rotary Field Indicator, resistance and a digital display with 0.1 V resolution.



The pocket voltage detector

The next generation VoltAlert™ AC non contact voltage testers from Fluke are easy to use-just touch the tip to a terminal strip, outlet or supply cord. When the tip glows red and the unit beeps, you know there's voltage present. Electricians, maintenance, service, safety personnel and homeowners can quickly test for energized circuits at their workplace or home.

			
Features	2AC 200-1000 V AC CAT IV 1000 V	1AC-II 200-1000 V AC CAT IV 1000 V	LVD2 90-600 V AC CAT IV 600 V
 Voltage Detection	■	■	■
 Battery Included	■	■	■
 Battery Check	■		
 On/Off Button		■	■
 Voltbeat™		■	
 Audible/Silent		■	
 Dual Sensitivity			■
 LED Flashlight			■

Insulation Resistance Testers



Fluke 1503 & 1507



Fluke 1507 and 1503 Insulation Resistance Testers

The quality, durability, and convenience you need

These lightweight, affordable insulation testers are perfect for troubleshooting, commissioning and preventive maintenance applications.

- Automatic calculation of polarization index and dielectric absorption ratio (1507 only)
- Multiple test voltages: 50 V, 100 V, 250 V, 500 V, 1000 V (1507)
- Remote test probe for rapid testing
- Insulation test range 0.01 MΩ to 10 GΩ (1507), 0.1 MΩ to 2 GΩ (1503)
- Compare (Pass/Fail) function for repetitive tests (1507 only)
- Live circuit detection prevents insulation test if voltage > 30V is detected
- Auto-discharge of capacitive voltage
- AC/DC voltage: 0.1 V to 600V
- Lo ohms/Earth-bond continuity (200 mA) for checking connections and motor windings
- Resistance: 0.01 Ω to 20.00 kΩ

Specifications	1507	1503
Insulation test voltages 50 V, 100 V, 250 V, 500 V, 1000 V	•	
Insulation test voltages 500 V, 1000 V		•
Insulation resistance	0.01 MΩ to 10 GΩ	0.1 MΩ to 2 GΩ
Auto-discharge of capacitive voltage	•	•
Continuity function	200 mA acc. EN 61557-4	
Resistance	0.1 Ω to 20.00 kΩ	0.1 Ω to 20.00 kΩ
Auto power off	•	•
Warranty (years)	1	1

Recommended accessories



Magnetic Meter Hanger frees up both hands to focus on making measurements safely.



Check connections and motor windings with Lo ohms/earth-bond continuity test.



TLK289 Industrial Master Test Lead Set



TL27 Heavy Duty Test Lead Set



C116 Soft Carrying Case



C101 Hard Case

Phase Rotation Indicator



Fluke 9062

Fluke 9062 Motor and Phase Rotation Indicator

Product highlights

- 3 phase indication
- Indication of phase rotation
- Indication of motor rotation direction
- Contact free determination of the rotation direction of running motors
- 2 years warranty



Fluke 9062

Take the guesswork out of phase / motor rotation measurements

The unique Fluke 9062 provides rotary field and motor rotation indication with the benefits of contact-less detection. Purpose made for commercial and industrial environments, the Fluke 9062 provides rapid indication of 3 phase rotation using test leads supplied or can be used to determine motor rotation on synchronous and asynchronous 3 phase motors. The contact-less detection is ideal for use on motors where the shaft is not visible. Test probes supplied with the instrument have a variable clamping range for safe contact, especially in industrial sockets.

Features

	9062
3 phase indication	Via LED
Indication of phase rotation	•
Indication of motor rotation direction	•
Contact free determination of the rotation direction of running motors	•

Specifications

	9062
Voltage range	Up to 400 V AC
Phase display	120 - 400 V AC
Frequency range	2-400 Hz
Operating time	Continuous



Fluke 9062 Applications



Determine the presence of phase sequence of multiphase electrical supplies.



Determine the rotation of running motors simply by placing the instrument on the motor casing.



Check the correct rotation of motors prior to connection.

Infrared Thermometer



Fluke 59 Mini

Fluke 59 Mini

Reliable temperature measurements. Wherever you need to go

The Fluke 59 Mini digital thermometer is the perfect product for electricians to do daily electrical installation and maintenance jobs. The Fluke 59 Mini infrared thermometer offers quick and reliable surface temperature readings. This compact and portable design enables technicians to easily carry, hold and operate the meter under industrial environment.

Product highlights

- Small and lightweight design fits easily into your tool box
- Single point laser sighting for accurate and repeatable measurements
- Easy-to-use for everyday temperature measurements
- Large, easy to read backlit LCD display for easy viewing
- Measurements Range - 18°C to 275°C (0°F-525°F)
- 8:1 Distance to spot (D:S)
- Statement of calibration practices included
- 1 year Fluke India warranty ratio

Fluke 59 MAX / 59 MAX+ Infrared Thermometers

Fits your budget, Fits your job.

With 70 years of expertise as the leader in the test tools industry, Fluke has built the 59 MAX and 59 MAX+ IR thermometers with the precision you need to do your job accurately and within your budget. Designed to withstand a 1 meter drop, you can count on these lightweight, compact IR thermometers to work when you need them.

Product highlights

- Precise laser technology for more accurate and repeatable measurements
- Large, easy to read backlit LCD display for easy viewing
- Small and lightweight design fits easily into your tool box
- Displays the minimum, maximum or average temperature, or the difference between two measurements
- Hi and Lo alarms for rapid display for measurements outside the limits
- Measurement Range - F59 MAX : -30°C to 350°C
- Measurement Range - F59 MAX+ : -30°C to 500°C
- 10:1 Distance to Spot ratio, 59 MAX+ (8:1 Distance to Spot ratio, 59 MAX)
- IP40 rated for extra protection
- Powered by one (1) AA battery
- Statement of calibration practices included
- 1 year Fluke India warranty



Fluke 59 Max+

Infrared Thermometer

62 Max IR Thermometers

Temperature is often the first indication of potential problem in electrical and mechanical applications. But how can you easily determine if an electrical panel has a hot spot, a motor is overheating or an HVAC system is inefficient? The answer is with an infrared (IR) thermometer. With handheld, non-contact IR thermometers, you can instantly measure equipment temperatures in hard to reach or hazardous areas. And with early detection of abnormal temperatures comes early correction of problems.

Why Fluke 62 MAX ?

Designed with your on-the-job need mind, the new Fluke 62 MAX infrared thermometer is everything you'd expect from the experts in measurement tools, smaller in size, extremely accurate and very easy to use. IP 54 rated for dust and water resistance. Precise yet rugged enough to take a 3- meter drop. In fact, the 62 Max is so tough, that it is the only IR thermometer around you that you can handle without care.



Fluke 62 MAX



Product highlights

Dust and water-resistant : IP54 rated for dust and water resistance.

Rugged : 3-meter (9.8-foot) drop tested.

Ergonomically designed : Completely redesigned for a more comfortable hand fit

Small in size : Small and lightweight; clips to your tool belt or belt loop or easily fits into your tool box.

Distance to spot : Precise laser technology makes for more accurate and repeatable measurements.

Large, backlit display : Large screen makes data easier to read, even in dark areas.

Min/Max/Avg/Dif : Displays the minimum, maximum or average temperature, or the difference between two measurements.

Alarm : Hi and Lo alarms for rapid display of measurements outside the limits.

Power : Both the 62 MAX and 62 MAX+ are powered by a single, standard AA battery.

Specifications

Function	Parameter
Temperature range	-30°C to 500°C (-22°F to 932 °F)
Accuracy	± 1.5°C or ± 1.5% of reading ±2.0 at -10°C to 0°C ±3.0 at -30°C to -10°C
Response time (95%)	<500ms (95% of reading) Spectral Response : 8 to 14 microns Emissivity : 0.10 to 1.00
Optical resolution	10:1 (calculated at 90% energy)
Display resolution	0.1 °C (0.2 °F)
Repeatability of readings	±0.8% of reading or <±1.0°C (2°F), whichever is greater
Power	1 x AA battery
Warrenty	3 years

Infrared Thermometer

Raytek MT4 MiniTemp IR Thermometer



MT4

Infrared (IR) thermometers have become the preferred tool for diagnostics and inspection where temperature is an indicator. Raytek IR thermometers are valued by professionals in a variety of industries—from industrial maintenance to food service, because they quickly, accurately and safely measure surface temperature! Anywhere that temperature is a factor in process, product quality or diagnostics, a Raytek IR thermometer should be close at hand.

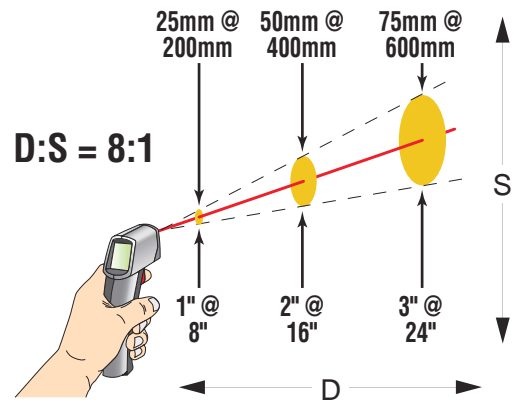
Product highlights

- Simple to use
- Instant readings
- Laser Point (Mt4)
- Large, easy to read display
- Temperature Range (Mt4) -18° to 400°C (0° to 750°F)
- °C or °F selectable
- 1 year warranty



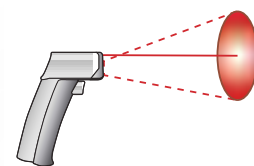
Specifications	MT4
Temperature range	-18 to 400°C (0 to 750°F)
Accuracy	-1°C (30°F) to 275°C (525°F) ±2% or ±2°C (±3.5°F) whichever is greater -18°C (0°F) to -1°C (30°F) ±3°C (±5°F)
Repeatability	±2% of reading, or ±2°C (±3°F), whichever is greater
Response time	500 mSec, 95% response
Spectral response	7–18 μm
Emissivity*	pre-set 0.95
Ambient operating range	0 to 50°C (32 to 120°F)
Relative humidity	10–95% RH noncondensing, @ up to 30°C (86°F)
Storage temperature	-20° to 65°C (-4° to 150°F) without battery
Weight / Dimensions	227 g (0.5 lb); 152 x 101 x 38 mm (6 x 4 x 1.5 in)
Power	9V Alkaline or NiCd battery (included)
Distance to spot size	8:1
Typical distance to target (spot)	Up to 1.5m or 4 ft
Display hold (7 seconds)	Yes
LCD backlit	Yes
Temperature display	°C or °F selectable
Display resolution	0.2°C (0.5°F)
Warranty	1 year

Optical Resolution



The MiniTemp thermometer is intended for close range targets, measuring a minimum target area of 1 inch in diameter out to a distance of approximately 8 inches, and has a 6 inch target measurement area at 4 feet.

Laser Sighting



Laser Point : Single-point laser indicates the approximate center of the target spot.

Infrared Thermometer



Fluke VT04A

Fluke VT04A Visual IR Thermometer Detect issues instantly

The Fluke VT04A is a groundbreaking Visual IR Thermometer that detects issues instantly by combining a built-in digital camera with a thermal heat map overlay.

The newest addition to the Visual IR thermometer family, the Fluke VT04A features PyroBlend Plus technology that delivers 4x sharper images for enhanced problem detection, best-in-class field of view, and powerful new alarm and auto monitoring features that detect stubborn, intermittent issues.

Prove more. Optimize, analyze and report

VT04A images can be taken in either .bmp or .is2 format. With an .is2 image, you can do the following in SmartView® software:

- Optimize the visible and infrared heat map blending to any level
- Add or remove the center marker and hot and cold markers
- Change the emissivity and background temperature
- Generate a professional report that can easily be edited



Specifications

Key features	VT04A
Built-in digital camera	Yes
Thermal heat map overlay	Yes, five blending modes
Image optics system	PyroBlend™ Plus optic 4x sharper image than VT02
Field of view	28° x 28°
Hi-Lo temperature alarms	Yes
Time lapse image capture	Yes
Auto-monitor alarm	Yes
Battery type	AA batteries (4)
Training	No training required
Ergonomics	Slim pocket-sized design
Hot and cold markers	Yes
Warranty	2 years



Do more with VT04A. See more, find more, prove more

See more. Blend visual and infrared

See issues in context by blending the infrared heat map with the visual image, and get the detail you need by choosing one of five on screen blending modes.

Quickly identify the location of the issue - NEAR or FAR mode automatically aligns the visual and thermal lenses – even from as close as 15 cm (6 in).


Capture accurate temperature readings without taking your eyes off the screen. The center measurement box shows the exact area of temperature measurement. Fill the center box with your target and rest assured you're not measuring the background.

See the difference


See how a traditional IR thermometer and an entry level infrared camera make it challenging to communicate the issue on breaker 20.



Visual inspection
No issues are obvious to the naked eye.



Traditional IR Thermometer
Optimised for single point measurements



Entry level infrared camera
Challenging to see the exact location



Visual IR Thermometer
Digital image with heat map overlay detects the exact location of the issue

Pocket Thermal Camera



Fluke PTi120

Fluke PTi120 Pocket Thermal Camera

Product highlights

The bigger the problem, the faster you need to solve it. The Fluke Pocket Thermal Camera puts the power to minimize downtime in everyone's hands. The first line of defense for easy troubleshooting. Stop fighting fires on the job, start preventing them.

- Automatically organize and file thermal images with Fluke Connect Asset Tagging
- Fully radiometric thermal imager gives you measurement data to the pixel with 120 x 90 infrared resolution (10,800 pixels)
- 3.5" LCD touchscreen display for easy troubleshooting
- -20 °C to +150 °C temperature measurement range
- Six color palettes
- Can withstand drop up to 1 meter
- IP 54 enclosure rating
- 2 years warranty




Specifications : PTi 120

Color alarms (temperature alarms)	High temperature, low temperature, and isotherms (within range)
Infrared spectral band	8 µm to 14 µm (long wave)
Operating Temperature	-10 °C to +50 °C (14 °F to 122 °F)
Storage Temperature	-40 °C to +70 °C (-40 °F to 158 °F)
Relative humidity	95 % non-condensing
Center-point temperature	Yes
Spot temperature	Hot and cold spot markers
Safety	EN 61010-1: CAT none, pollution degree 2, EN 60825-1: Class 2, EN 60529, EN 62133 (lithium battery)
Electromagnetic compatibility	EN301 489-1 V2.1.1 EN301489-17 V3.1.1
US FCC	CFR, Part 15C
Vibration and shock	2G, IEC 68-2-6 and 25G, IEC 68-2-29
Drop	1 meter
Size (H x W x L)	8.9cm x 12.7cm x 2.5cm (3.5 in x 5.0 in x 1.0 in)
Weight	0.233 kg (0.514 lb)
Enclosure rating	IP54
Warranty	Two-years

Rugged portable thermal camera for industrial inspection.



Small enough to carry every day without worry. Pocket sized. Stands up to dirt and water. Quick scans of electrical equipment, machinery and other assets.



The 3.5" LCD touchscreen offers IR-Fusion™ to blend a visible light image with an infrared image to more easily locate problems. Simply slide your finger across the screen to adjust the setting.



With Fluke ConnectRAsset Tagging you eliminate the tedium of sorting and organizing your infrared images. By simply scanning your asset's QR code or barcode, your infrared image and all of your date and time stamped information will be stored to your predefined folders.

Earth Ground Tester



Fluke 1621

Fluke 1621 Earth Ground Tester

Product highlights

- 3-pole Fall-of-Potential earth testing for basic measurements
- 2-pole resistance measurements for added versatility
- Easily capture values with single-button operation
- Ensure accurate measurements with automatic 'noise' voltage detection
- Hazardous voltage warning offers increased user protection
- Clearly read and record data with a large, backlit display
- Rugged holster and design for tough work environments
- Portable size allows for easy transportation



The Fluke 1621 is an easy-to-use earth ground tester. The first line of defense in detecting reliable ground connections, the unit features basic ground testing methods including 3-pole Fall-of-Potential as well as 2-pole ground resistance. Its convenient size, rugged holster, and large, clear LCD display make it an ideal field earth tester, for most work environments. With a simple user interface and intuitive functionality, the Fluke 1621 is a handy tool for electrical contractors, utility test engineers, and earth ground specialists.

General specifications

Measuring functions	3-pole earth ground resistance, 2 pole ac resistance of a conductor, Interference voltage
Intrinsic error	Refers to the reference temperature range and is guaranteed for one year
Measuring rate	2 measurements/second
Battery	One 9 volt alkaline (LR61)
Battery condition	LO-BAT is displayed if voltage drops below 6.5 V Between jacks H/C2 and E/C1: 250 V _{eff} maximum (effective voltage)
Voltages	Between jacks S/P2 and E/C1: 250 V _{eff} maximum
Climatic class	VDE/VDI 3540 RZ (conforming to KWG as per DIN 40040, 4/87)
Temperature performance	Working: -10 °C to +50 °C (+14 °F to +122 °F) Operating: 0 °C to +35 °C (+32 °F to +95 °F) Storage: -20 °C to +60 °C (+68 °F to +140 °F) Reference: +23 °C ± 2 °C (+73 °F ± 4 °F)



Fluke RLD2

Fluke RLD2

UV Refrigerant Leak Detector Flashlight

Fluke RLD2 UV Refrigerant Leak Detector Flashlight

Leak detection made easy. The compact, easy-to-use, RLD2 UV flashlight uncovers refrigerant leaks instantly. Use the UV light to find the leakage area, then, use the laser pointer to pinpoint the exact leak location. With 100,000 hours of life, and four operating modes, this versatile leak detector is a must have for HVAC technicians.

- Six UV LEDs detect leak detection dyes (dyes not included)
- Laser pointer clearly locates centre of the UV field for accuracy
- Three LED flashlight with 100,000 hour LED life
- Operating temperature 0 °C to 50 °C
- Four operating modes: flashlight, UV light, laser light, UV/laser light combination
- Convenient detachable key chain carabiner and AAA battery included

Laser Distance Meters

Fluke 424D, 419D and 417D Laser Distance Meters



417D

419D

424D

Professional-grade distance measuring tools that are fast, easy to use and fit in your pocket.

The Fluke laser distance meters use the most advanced distance measuring technology. These meters are fast, accurate, durable, and easy to use—just point and shoot. Their simple design and easy one-button operation means you spend less time measuring while increasing the reliability of the answers that you need.

Product highlights

- Eliminate estimation errors, saving both time and money
- Instant measurement with one-button operation
- Easy targeting with bright laser
- Quick calculation of area (square footage) and volume
- Easy addition and subtraction of measurements
- 3 Years Fluke India warranty

Specifications

	Fluke 417D	Fluke 419D	Fluke 424D
Typical Range	40m/130ft	80m/260ft	100m/330ft
Typical Measuring Tolerance	±2.0mm	±1.0mm	
Laser class	2	2	
Laser type	635 nm, <1 mW	635 nm, <1 mW	
Protection class	IP54	IP54	
Automatic laser off	After 90 seconds		
Automatic power off	after 180 seconds		
Battery life (2 x AAA) 1.5 V NEDA 24A/IEC LR03	Up to 3,000 measurements	Up to 5,000 measurements	
Size (H X W X D)	11.9 X 3.8 X 2.6 cm	127 mm X 56mm X 33mm	127mm X 56mm X 33mm
Weight (with batteries)	95g	153 g	158 g
Safety	IEC Standard No. 61010-1:2001 EN60825-1:2007 (Class II)		
EMC	EN 61326-1:2006	EN 55022:2010 EN 61000-4-3:2010 EN 61000-4-8:2010	

Laser Level Meters

PLS 3R, 3G 3-point laser

This self-leveling three-point red and green laser level allows for fast, accurate layout of plumb reference points and is excellent for steel stud framing, HVAC installation, electrical installation, and residential construction.

- In red and green
- Quick plumb layout and installation
- Pendulum lock

PLS 180R, 180G Cross line laser

This self-leveling cross line laser level in both red and green is designed for multiple applications including framing, acoustic ceiling installation, tile installation, and other residential and commercial construction tasks.

- In red and green
- Quick layout and installation projects
- Pendulum lock

LDR – PLS SLD Red SLD Green Designed to increase the utility of your PLS laser alignment tools

Your PLS laser will include accessories that help you get the most value from your purchase.

Replacement or additional accessories are available through your authorized PLS dealer.



PLS SLD RED



PLS SLD GREEN



PLS 3R



PLS 3G



PLS 180R



PLS 180G

PLS, a Fluke Company—The Professional Standard

From point and line to rotary lasers, PLS laser levels provide bright, crisp reference points and lines for quick and accurate layout of many interior or exterior jobs. As the Professional Standard, PLS tools were developed out of necessity by professional contractors with over 50 years of experience in commercial and residential interior and exterior layout.

As a Fluke Company, PLS has incorporated Fluke's high standards for accuracy, ruggedness, and dependability so you can trust your laser will maintain its precision for years to come.



YEAR

PLS laser levels are backed by a three-year best-in-class warranty, ensuring you don't lose any time on the job. If you experience issues with your PLS tools during the warranty period, except for obvious misuse or damage, your local dealer can provide you a same day replacement tool.

Vane Anemometer



Fluke 925

Fluke 925 Vane Anemometer

Easy-to-use and economical anemometer

The Fluke 925 is an economical and durable vane anemometer designed to measure wind speed, air flow and wind temperature conveniently. With a separate air flow sensor and display, the Fluke 925 provides the user the flexibility to measure air flow in a variety of locations. Vane anemometers are well suited to measure air flow in residential and commercial buildings as part of regular maintenance checks.

Product highlights

- Ability to measure wind speed in feet per minute or meters per second
- Data capture using one button and the ability to average multiple readings
- Min and Max alarm setting to alert the user when limits have been met
- Durable over mold housing to protect the unit from drops
- 1 M extension of sensor from display to ensure air flow is captured in hard to reach locations



Applications

- Clean rooms or other locations with installed filter systems
- Environmental Health and Safety personnel, construction research institutions
- HVAC system supplies, installers or maintenance technicians
- Pharmaceutical industry, food and beverage industry, electronic manufacturing, building fire protection

Fluke 925 Main technical parameters

Wind speed measurement	Range	Resolution	Accuracy
m/s ft/m	0.40 to 25.00 m/s 80 to 4900 ft/m	0.01 m/s 1 ft/m	±2 % of full scale ±2 % of full scale
Air flow measurement	Range	Resolution	Accuracy
CMS (cubic meter/second)	0.01 to 99.99 m3/s	0.01	0 to 9.999 m2
CFM (cubic foot/minute)	1 to 9999 ft3/m	1	0 to 9.999 ft2
Wind temperature measurement	Range	Resolution	Accuracy
Wind temperature	0 °C to 50 °C	0.1 °C	±0.8 °C
Product specification			
Display	Dual-screen 4 digit (9999 points) LCD screen		
Measurement unit	Wind speed: ft/m; m/s Air flow: CMS (m3/s) and CFM (ft3/m) (cubic foot/minute) Wind temperature: °C and °F		
Data holding	Lock the displayed readings		
Sensor	Wind speed/air flow sensor: conventional angular vane arm, lubricating ball bearing Wind temperature sensor: precision thermistor Minimum/maximum value storage, recording and viewing the minimum reading and maximum reading		
Average reading storage	Single point (2 hours at most) or multiple points (8 readings at most)		
Auto power-off	Enter the sleep mode after 20 minutes (can be disabled) to save power		
Power supply	9V battery (high capacity alkaline battery)		
Battery life	100 hours		
Weight	363 g, including the battery and sensor		
Dimensions	181 × 71 × 38 mm		
Sensor head diameter	70 mm		
Warranty period	1 year		

Tachometer



Fluke 931

Fluke 930 Non-contact Tachometer Fluke 931 Contact and Non-contact Dual-purpose Tachometer

The Fluke 931 is a handheld tachometer, which integrates the contact and non-contact speed measurement functions and can accurately measure the revolutions per minute (RPM) or surface speed on rotating machinery. Where equipment needs quick troubleshooting to diagnose problems, the Fluke 930 or 931 is the right tool for the job. The Fluke 930 is equivalent to a Fluke 931 with the ability to measure via stroboscope in non-contact mode only, at the same accuracy and for a lower price. With the ability for contact measurement and non-contact combined, the Fluke 931 provides greater flexibility for the professional technician.

Product highlights

- 6-digit backlit display for easy data visualization
- Signal detection reminder minimizes false readings
- Maximum/Minimum/Average value and final readings
- Small size with rugged housing over mold to protect against drops
- Easy switching of the contact and non-contact measurement modes (Fluke 931 only)
- Different speed measuring heads to adapt to different measurement occasions (Fluke 931 only)
- 1 year warranty



Applications

- Heavy manufacturing environments, e.g. automotive, textile, pulp and paper, metalwork
- Water purification plants
- HVAC compressors for industrial systems

Fluke 930 and 931 Main technical parameters

Rotation speed measurement	
Range	Optical (non-contact) measurement: 1 to 99999 revolutions/minute Contact measurement: 1 to 19999 revolutions/minute (Fluke 931 only)
Precision	±0.02 % RD+1
Sensing distance	(optical) 500 mm
Specifications	
Battery type	(2) 1.5V LR6 (alkaline) AA battery
Battery life	About 40 hours
Operating temperature	0 °C to 50 °C
Storage temperature	-20 °C to 70 °C
Weight	250 g
Dimensions	175 × 60 × 28 mm
Warranty period	1 year

Light Meter

Fluke 941 light meter

Designed for use in multiple environments, the Fluke 941 light meter is easy to use and provides clear data display for a variety of applications.

The Fluke 941 is a handheld luminometer that can measure visible light sent from a variety of light sources, to include fluorescent, metal halide, high pressure sodium, or incandescent lamps. With an extension cord to the light meter and separate display the Fluke 941 provides a handheld tool to accurately measure light in multiple environments. The Fluke 941 is a portable tool that measures light up to 20,000 fc of lux with an accuracy of .01 fc/lux.



Fluke 941



Applications

- Clean room environments, agriculture, HVAC operations
- Room illumination assessment as part of environmental health and safety reviews
- Light source quality and troubleshooting

Product highlights

- Measure in lux or footcandles, with one button to switch
- Measuring range up to 20,000 lux or foot candles
- Data hold to freeze reading on the digital display
- Min/max ability to show high and low readings
- Auto power off to save battery life
- Includes protective sensor cap

Fluke 941 Main technical parameters

Measurement parameter	
Range	20, 200, 2000, 20000, 200000 Lux 20, 200, 2000, 20000FC (footcandle)
Precision	±3 % (at 2854 °K — calibrated by the common incandescent lamp) ±6 % other visible light sources Cosine error 30° ±2 % 60° ±6 % 80° ±25 % Cosine angle corrected according to the grade A general specifications of JIS C 1609:1993 and CNS 5119 A
Specifications	
Sampling rate:	2.5 times/second for the digital display
Display:	3.5 digit 1999-point LCD screen
Sensor:	Silicon photoelectric diode and optical filter
Environment:	For indoor use
Power supply:	9V NEDA 1604, IEC 6LR61
Battery life:	200 hours; in about 6 minutes after auto power-off
Dimension (main unit)	130 × 63 × 38 mm
Dimension (sensor)	80 × 55 × 29 mm
Weight:	220 g (including the battery)
Warranty period:	1 year

Sound Meter



Fluke 945

Fluke 945 Sound Level Meter

has been designed to meet the measurement requirements of safety Engineers, Health, Industrial safety offices and quality control in a wide variety of industrial environments. It offers two types of measurements: A weighting and C weighting. The A weighting is for general noise sound level and the C weighting is for measuring sound level of acoustic material control in various environments. The Fluke 945 conforms to the IEC651 Type 2, ANSI S1.4 Type 2 and JISC1502 requirements for Sound Level Meters.

Product highlights

- Max/Min
- Frequency weighting ranges: A, C
- Auto power off
- Auto ranging
- Backlit display



Applications

- Environmental Health and Safety testing and verification
- Sound testing for education environments
- Heavy and light industry sound testing
- Healthcare environment testing
- Safety testing

Fluke 945 Main technical parameters

Measurement parameter	Range	Resolution	Accuracy
Measurement of environment noise (A weighted)	30 to 130 dB	0.1 dB	±1.5 dB (ref 94dB@1KHZ)
Measurement of mechanical noise (C weighted)	35 to 130 dB	0.1 dB	±1.5 dB (ref 94dB@1KHZ)
Specifications			
Display	4 digits LCD		
Microphone	1/2 inch electric condenser microphone		
Power supply	9V NEDA 1604, IEC 6F22, JIS 006P battery		
Auto power off	Approx. 5 min		
Environment	Indoor operation, < 2000 m		
Standard applied	IEC651 Type 2, ANSI 1.4 Type 2		
Dynamic range	50 dB		
Resolution	0.1 dB, Display Update : 0.5 sec.		
Time weighting	Fast (125mS), Slow (1 sec)		
Frequency range	31.5 Hz to 8 kHz		
Warranty	1 Year		

**AMB-50**

AMB50 5kV Insulation Tester

Amprobe AMB-50 High-Voltage Insulation Tester has the necessary features for professional insulation diagnostics. It features calculation of PI, and DAR parameters. The PASS/FAIL comparison function helps to improve testing productivity. Readings are clearly displayed on a large backlit LCD display. Windows compatible PC Software and USB communications port serve for connecting the instrument to the PC and management of the recorded test data.

- R(t) graph plots resistance in real-time to illustrate a response to the applied voltage
- Programmable timer
- Automatic discharge of test object after measurement is complete
- Measure and display all parameters simultaneously on large LCD
- Fast charging and testing
- Dual power source: receptacle or rechargeable batteries
- Built-in memory stores up to 1000 measurements with time and date
- Record and manage measurement data with PC Software via either RS232 or USB

General specifications

Display (LCD)	1999 counts. Analog bar graph.
Operating temperature	-10°C~40°C (14°F ~104°F)
Storage temperature	-20°C ~60°C (-4 °F~152°F)
Relative humidity	< 85% @ -10°C ~40°C below; < 90% @ 0°C ~40°C :
Battery type	8pcs X 1.5V (LR14) batteries or power adaptor (input voltage 230V, 50/60Hz, 75mA, input DC14V, 1.0A). Power adaptor is not included
Storage environment	-20°C to 60°C, 0 to 70% R.H. with battery removed from meter



TACH-10



TACH-10 Combo Tachometers

Measure rotational speed of motors, conveyor belts and other moving or rotating systems with these handheld tachometers. The TACH-10 is an economical, universal tachometer that measures rotational and surface speed using both contact and non-contact methods.

- Built-in memory function automatically stores maximum, minimum and average values as well as the last measurement displayed
- Easy to select units and mode functions
- Select RPM using infrared beam or adapter : m/min, m/sec, ft/min, ft/sec, in/min, m, ft and in
- Auto power-off function

Features	TACH-10
Rotation (Non-Contact)	10.0 rpm - 99999 rpm
Rotation (Contact)	10.0 rpm - 19999 rpm
Surface Speed (Contact)	1.0000 - 9999.9 m/min 3.0000 - 30000 ft/min 1.0 - 10000 yd/min

Included accessories : Batteries (installed), user manual, reflective tape, carrying case, adapters

LCR55A Inductance, Capacitance and Resistance Tester

The ultimate electronic component verifier measures inductance, capacitance, resistance, transistors, diodes and microwave diodes.

- Plug-in test slots and test leads with threaded alligator clips for precision testing
- Data hold and max hold
- “Zero adjust” pot for ohms
- Low battery indication
- Auto power-off

Features	CR50A	LCR55A
Resistance	20 Ω, 200 Ω, 2 kΩ, 20 kΩ, 200 kΩ, 2 MΩ, 20 MΩ	20 Ω, 200 Ω, 2 kΩ, 20 kΩ, 2 MΩ, 20 MΩ
Capacitance	200 pF, 2000 pF, 2 μF, 20 μF, 200 μF, 2 mF, 20 mF	200 pF, 2000 pF, 2 μF, 20 μF, 200 μF, 2 mF
Inductance	-	200 μH, 2 mH, 200 mH, 200 H
Transistors	-	Hfe, I _{ceo} (NPN, PNP)
Diodes	•	Standard (3 V) & microwave oven (8 V)
Continuity Test	•	•

Included accessories : User manual, test leads with alligator clips, battery (installed)



LCR55A



TMA5 Mini Vane Anemometer

This pocket-sized tool gives you an easy way to measure air flow, temperature and humidity in the HVAC systems of residential, commercial or industrial buildings.

- Measures air velocity, temperature and ambient temperature (in °F or °C), humidity, dew point, wet bulb, wind chill
- Simple, two-button operation
- Selectable wind units: mph, ft/m, Knt, m/s, km/h, BF
- Maximum wind speed display
- Data hold
- Auto power-off with disable feature
- Low battery indication
- Ergonomic design with wrist strap
- External temperature probe included

Features	TMA5
Wind speed range	0.5 - 44.7 mph, 60 - 3937 ft/m, 0.4 - 38.8 knt, 1.1 - 20.0 m/s, 0.7 - 72.0 km/h, 1 - 8 BF
Air temperature range	0°C - 50°C (32°F - 122°F)
External temperature range	-20°C - 70°C (-4°F - 158°F)
Air RH% range	5% - 95% RH
Wind speed response	averaging every 2 seconds
Temperature response time	60 seconds (typical)
Air RH% response time	60 seconds (typical)
Wind-chill display	yes
Dew point temperature	yes
Wet bulb temperature	yes

Included accessories : Battery (installed), user manual, external temperature probe (TPK 60) ergonomic wrist strap & soft pouch



TMA5



TH-1 Compact Probe Style Relative Humidity Meter

Slip this little meter in your pocket and be ready for quick temperature and humidity checks.

- Displays relative humidity and temperature simultaneously
- Measure wet bulb and dew point
- Precision capacity relative humidity sensor with twistable protective cap
- Results in metric or English
- Stores min/max readings for comparisons
- Data hold

Features	TH-1
Temperature – Internal sensor	-20°C - 50°C (-44°F - 122°F)
Relative humidity	10 - 95%
Dew point temp	-20°C - 59.9°C
Wet bulb temp	-5°C - 59.9°C

Included accessories : Carrying case, user manual, battery



TH-1



MT-10 Moisture Meter

Measure moisture content for wall board, wood or other building materials to determine places of harmful mold growth or unseen water damage. Typical application also include checking moisture of concrete slab and wood before installation of floors, determining wood moisture content during drying process, and checking wood moisture before material is used for woodworking applications.



MT-10

Specifications	
Measurement range	–
Wood	8 ~ 60%
Building material	0.3-2.0%
Temperature	0 ~ 40°C or 32 ~ 99°F
Resolution	–
Wood	0.1%
Building material	0.01%
Temperature	0.1°C / 0.2°F
Accuracy	–
Wood	±2%
Building material	±0.1%
Temperature	±1°C / ±2°F
Low battery indication	Symbol “ ” shown on the display (Automatic Power-Off)
Battery	9V, 6F22
Operating environment	Temperature 0°C ~ 40°C (32°F to 104°F) Relative Humidity < 85%
Storage environment	Temperature -10°C ~ -50°C (14°F to -58°F) Relative Humidity < 85%
Dimensions	145(L) × 60(W) × 31(H)mm (5.73 x 2.37 x 1.21 in)
Weight	Approx. 95g (0.37 lb)

TMD-50 Thermometer

Thermocouple Thermometer K Type

Amprobe TMD-50 thermometer is a professional choice for HVAC/R technicians, electricians, research, industrial process, and quality control. The dual inputs allow easy super-heat and sub-cool temperature measurement as well as cut-out and in temperature measurements.

Specifications	
Display	3½ digit liquid crystal display (LCD) with a maximum reading of 1999
Polarity	Automatic, positive implied, negative polarity indication
Low battery indication	The “ ” is displayed when the battery voltage drops below the operating level
Measurement rate	2.5 times/second
Operating environment	0°C to 50°C (32°F to 122°F) <80% R.H.
Storage environment	-20°C to 60°C (-4°F to 140°F) <80% R.H. with battery removed from meter
Accuracy	Stated accuracy at 23°C ±5°C, <75% R.H.
Battery	1.5V x 4pcs AAA size
Battery life	200 hours typical
Dimensions	L241.3 X W157.98 XH76.2mm (9.5 X 6.22 X3 in)
Weight	Approx. 286g (0.63 lb) including batteries



TMD-50



LM-100 Light Meter

These portable, easy-to-use digital light meters measure interior illumination levels from fluorescent, metal halide, high-pressure sodium or incandescent sources. Switch off, reduce or increase the output level of lighting fixtures. Reduce the energy burden of the building by significantly increasing the efficiency of its lighting system.

- Measure in lux or footcandles, front panel switchable
- Simple, one-handed operation
- Silicon photodiode sensor and filter for accuracy and high-resolution
- Auto power-off to save battery life



LM-100



Features	LM-100
Ranging	Manual
Illumination sensor	Silicon photodiode and filter
Range Lux	20, 200, 2000, 20000, 200000
Range footcandles	20, 200, 2000, 20000
Calibration point	2854 °K Cosine Angular corrected per JIS C 1609:1993 & CNS 5119 general A class
Data	Data hold

Included accessories : Batteries (installed), carrying case, user manual

LM-200LED Light Meter

This professional tester accurately measures light output of LED sources for all visible light ranges.

- Lux or footcandle measurement units, user selectable
- Data hold
- Max recording captures highest light measurement
- Measuring lights source include all visible ranges
- Accurate measurements with spectral response close to CIE luminous spectral efficiency
- Angled light cosine correction
- Extendable wire (approximately 5' (1.5 m))
- Measurements according to JISC1609:1993 and CNS 5119 general A class specifications



LM-200LED



Features	LM-200LED	Best accuracy
LED Light Measurement	200, 2000, 20000, 200000 lux	+/- 3% (Calibrated to standard incandescent lamp 2856° K) and corrected LED day white-light spectrum
	20, 200, 2000, 20000 footcandle	

Included accessories : User manual, battery (installed), carrying case



SM-10



SM-10 Sound Meter

These sound meters meet the measurement needs of safety engineers, health, industrial and safety offices as well as quality control. Use them to check compliance with safety regulations and perform acoustic analysis. They use two different weighting filters required by the IEC 651 and ANSI S1.4 Type 2 for audio filtering.

- A-weighting for general noise sound level
- C-weighting for measuring sound level of acoustic material control in various environments
- Display with 0.1dB steps on a 4-digit LCD
- Slow (1 sec) and fast (125ms) response settings to check peak and average noise levels
- PC interfaces (SM-20-A only)

Features	SM-10
Microphone	1/2" Electret condenser microphone
Standard applied	IEC 651 Type 2, ANSI S1.4 Type 2
Dynamic range	50 dB
Time weighting	FAST (125 mS), SLOW (1 sec)
Frequency range	31.5 Hz - 8 kHz
Measuring level range (Auto range)	A-Weighting: 30 dB - 130 dB C-Weighting: 35 dB - 130 dB
Data	Data hold

Included accessories : Carrying case, user manual, battery (installed)

SOLAR-100 Power Meter

Optimize the placement of solar systems and analyze window efficiency with the SOLAR-100. Measure solar output and calculate overall energy and efficiency.

- Windows performance testing: calculate and verify heating or heat reduction caused by direct sunlight
- Research the location of solar panels or solar water heaters
- Measures solar power and transmission
- Power mode measures incident solar radiation
- Transmission mode calculates the percentage of solar power transmission through materials such as windows
- Convenient display with remote sensor technology
- Selectable measurement units (W/m² or BTU/ft²h)
- Min/max function identifies locations with maximum or minimum power
- Also useful for physics and optical laboratories, meteorology, agriculture



Solar-100



Features	Solar-100
Solar power	Up to 2000 W/m ² , 634 BTU/(ft ² h)
Max / Min	•
Data hold	•

Included accessories : Battery (installed), carrying case, user manual



BAT-200

BAT-200 Battery Tester

Check the batteries! Battery failure is often the common cause for the sensor or instrument failure. Simple to use, portable universal battery tester for the standard and rechargeable batteries.

Specifications	
Compatible with	9V, AA, AAA, C, D, 1.5V Button Type
Compact design	Yes
Ergonomic battery holder	Yes
Dimensions	187(L) x 109(W) x 27(H)mm (7.36 x 4.29 x 1.06 in)
Weight	Approx. 50g (0.11 lb)



BAT-250

BAT-250 Battery Tester

The Amprobe BAT-250 Battery Tester is designed for one-handed, comfortable and reliable battery measurements. The uniquely designed tester offers an ergonomic slider and a v-shaped side cradle to better hold batteries in place during testing. The contoured case shape fits neatly in your hand. Testing your batteries has never been easier.

- Quickly indicates if batteries are “good”, “low” or “replace”
- Test standard and rechargeable batteries: 9V, AAA, AA, C, D, and 1.5V button/coin/watch
- Ergonomically designed to contour to your hand for easy operation
- No batteries required to operate
- Large, upright display is easy to read
- V-shaped side cradle holds batteries securely in place during testing for consistently accurate results
- High-quality 9V contacts make tests simple and error-free
- Slider is shaped for one-handed testing

Slider for testing AAA, AA, C, D, and 1.5 V button/coin/watch batteries. Upright display is easy to read.



Side cradle holds standard battery sizes.

BAT-250



Specifications	BAT-250 Battery Tester
I Max at F.S.D (typical)	1.5 V: 375 mA, 9 V: 40 mA
Normal load (typical)	1.5 V: 4 Ω, 9 V: 215 Ω
Dimensions (H x W x D)	4.3 x 2.9 x 1.1 in (110 x 74 x 29 mm)
Battery size	9 V, AAA, AA, C, D and 1.5 V button/coin/watch battery
Weight	Approximately 0.11 lb (50 g)
Certification	CE

Battery Type:	Battery Indicator (typical):		
	REPLACE	LOW	GOOD
AAA, AA, C, D and 1.5 V button/coin/watch battery	< 0.9 V	0.9 V	> 1.0 V
9 V	< 5.3 V	5.3 V	> 6.5 V

Included accessories : User manual



BT-120

BT-120 Breaker Tracer

The Amprobe breaker finders work on energized systems and are designed to quickly and easily identify breakers in residential and commercial environments. Automatic sensitivity adjustment removes ambiguity from the results of the tracing, and the receiver will clearly and quickly identify the breaker with sound and light.

- Used to identify circuit breakers
- Automatic sensitivity adjustment is easier to use and faster than the manual one
- Microprocessor controlled design provides extremely accurate readings (always finds the right breaker)
- Durable and dependable
- BT-120 works with standard 120V breakers
- UL Listed

Specifications

Voltage range	90 to 120V
Operating frequency	50 - 60 Hertz
Storage temperature	0-40 Degrees C
Operating temperature	0-40 Degrees C
Sensitivity adjustment	Automatic
Power supply	9-Volt Alkaline Battery (Receiver Only)
Transmitter polarity	Automatic
Humidity	80% RH (non condensing)
Environmental conditions	For Indoor use, For Altitudes up to 2000 m, Pollution Degree 2

BT-250 Breaker Tracer

The Amprobe BT-250 works on powered systems from 90 to 280 VAC and is designed for use in residential and light commercial environments. Comes complete as a kit with transmitter, receiver, socket/test lead cable set with insulated alligator clips and a light fixture adapter. All housed in a professional hard carrying case. The BT-250 is a preferred solution for the latest in code requirements. Identify circuit breakers fast and efficiently.

- Identifies circuit breaker location
- Works on all electrical systems from 90 to 280 VAC
- Perfect for office, residential and HVAC applications
- Automatic sensitivity adjustment
- Microprocessor controlled
- Extremely accurate reading always finds the right breaker
- Durable and dependable
- Includes light fixture adapter, socket/test lead adapter with clips and deluxe carrying case

Specifications

Operating voltage	90–280 VAC
Operating temperature	0°C to +40°C; RH < 80% RH
Environment	< 2000m, indoor operation
Power	9 volts alkaline battery NEDA 1604D, IEC 6F22
Auto power off	approx 4 min
Dimensions	244 x 166 x 51 mm (9.6 x 6.6 x 2 in)
Transmitter	71 x 47 x 30 mm (2.8 x 1.9 x 1.2 in)
Receiver	152 x 50 x 23 mm (6.0 x 2.0 x 0.9 in)
Weight	497 gr (1.1 lb)
Transmitter	44 gr (0.1 lb)
Receiver	102 gr (0.2 lb)
Sensitivity	Illuminates green arrow, vibrates and beeps at 4mm (0.16") distance from a wire carrying 120 VAC



BT-250



You've already invested in a Fluke test and measurement tool. Now expand its capabilities with Fluke genuine accessories.

A digital multimeter can become a thermometer, an amp-meter, or even a pressure gauge.

Cases protect your tools. Non-contact detectors, probes and hat lights, meter hangers and appropriately rated test probes improve your safety and your proficiency.



Fluke i2500-10 Flexible Current Probe

- 2500 A ac current measurement with select Fluke meters
- CAT IV 600V, CAT III 1000 V safety rating
- Compatible with Fluke 374 FC, 375 FC, 376 FC & 381 clamp meters



Fluke I1010 AC/DC Current Clamp

- AC/DC current clamp, 1 A to 1000 A and AC current from 1 A to 600A.
- Provides accurate current reading without breaking the circuit.
- Compatible with most Fluke multimeters.
- CAT III 600 V safety rating



Fluke I410 AC/DC Current Clamp

- Battery-powered Hall-effect probe measures 1A to 400 A
- 1mV/Amp output guarantees easy reading on your meter
- Maximum conductor Ø 30 mm CAT III 600 V safety rating



Fluke TL175 TwistGuard™ Test Leads

- New WearGuard™ lead wire wear indication.
- CAT II 1000 V, CAT III 1000 V, CAT IV 600 V, 10 A max., Pollution Degree 2
- -20 °C to 55 °C (-4 °F to 131 °F), altitude: 2000 m (6,562 ft)



Fluke TL75 Hard Point™ Test Lead Set

- 48 inches (1.22 meter) PVC insulated test leads with right-angle shrouded banana plugs
- CAT II 1000 V, , 10 A rating
- CAT IV 600 V, CAT III 1000 V only with protective cap



Fluke TPAK ToolPak™ Magnetic Meter Hanger

- Solves almost any hanging and positioning problem you may face
- The universal hanger allows you to hang your meter on nails, hooks and many other objects
- Compatible with many Fluke instruments



Fuse for 115/15B+/17B+/179 Combo (pack of 5 units)

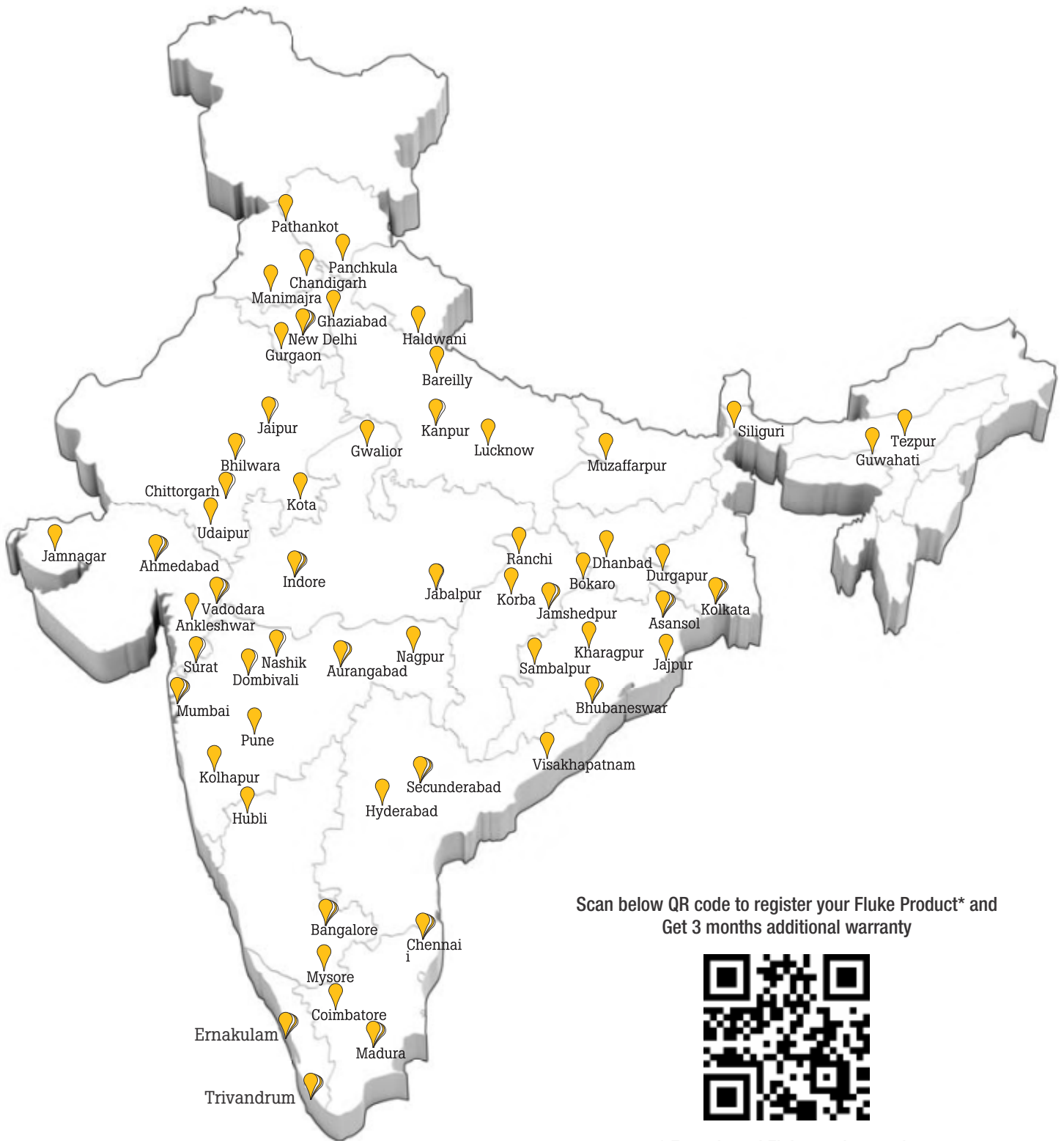
Fuse for 15B+/17B+ (for 1 unit)

Fuse for 179 Combo (pack of 5 units)

Fuse for 315 mA (1pc)

Fluke products available through widest retail network across India

FLUKE®



Scan below QR code to register your Fluke Product* and Get 3 months additional warranty




* For selected Fluke products only

IMPORTANT BUYING TIPS

- Always buy from Fluke Authorised Channel Partners / Retail outlets
- Check for Fluke India “Genuine Warranty” hologram on packing
- Insist for Fluke India “Statement of Calibration”

Let Fluke after sales service help you further



Did you know that the Fluke after sales service team can offer you much more than repairing and calibrating of your instrument when it is needed? Fluke service centre is backed by the product specialists and experts with multi years of experience and are focused on offering the best and most comprehensive after sales service for Fluke Instruments.

So why should you use Fluke service?

- Original manufactures' parts used
- All instruments reviewed for latest updates and upgrades considered
- In depth product knowledge
- Accredited calibrations available on select models
- Traceable OEM calibration available on all products

Fluke service centre handle a wide range of equipment.

As part of Fluke's continuing focus on improving our service to our customers, we now offer a comprehensive range of repair and calibrations on a vast range of instruments.

Service centers in India :

Tektronix India Pvt. Ltd.
 Bangalore – Contact No : 080 68052898
 Thane (West) – Contact No : 022 60506789
 Email : support.india@fluke.com /
 India-service@tektronix.com



Fluke's Calibration Labs

use world renowned multi-product calibrators with latest MET/CAL metrology software programs that assist in calibrating Electronic Test and Measuring instruments. Our calibration labs not only verify calibration but also do calibration adjustments, if found out of spec.

All you need to do is give a call or write to us for repair & calibration and benefit from following advantages:

- Higher customer satisfaction through quality service
- Minimum turnaround time
- High value for money
- Rate contracts for multi-year calibrations
- On site Calibration for bigger contracts
- Both service & calibration for Fluke instruments under the same roof



Join the conversation

We design our products with you in mind. Our ideas, the things that drive our intense development process, come straight from the job site—from pros like you. You are the voice of innovation. Tell us what you think. Visit our social media sites, and get the conversation started. We're listening.



www.facebook.com/flukeIndia



www.linkedin.com/company/fluke-india



www.twitter.com/FlukeIndia



Look for Genuine Warranty Sticker



Trusted Reseller

Look out for this sticker on every Fluke test tool Packaging



Protect your investment. Buy Original.

Look out for this hologram sticker on every Fluke test tool



Authorised Retail Partner :

Contact information

FLUKE TECHNOLOGIES PVT. LTD.

Toll Free : 1800 419 3001
 Email : info.india@fluke.com
 Web : www.fluke.com/india

Service centers in India :

Tektronix India Pvt. Ltd.
 Bangalore – Contact No : 080 68052898
 Thane (West) – Contact No : 022 60506789
 Email : support.india@fluke.com /
India-service@tektronix.com